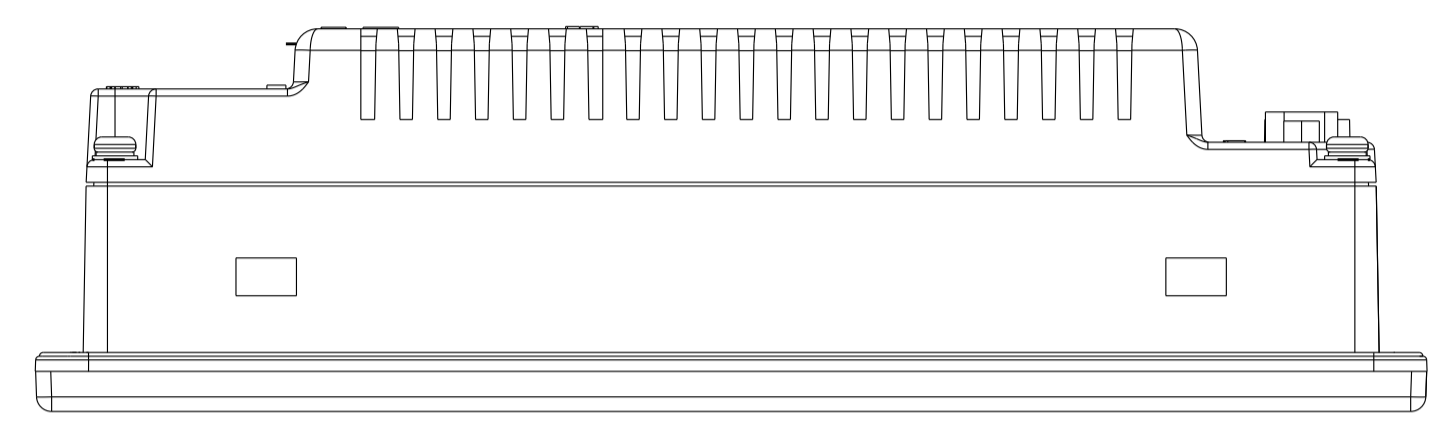


1 2 3 4 5 6 7 8 9 10 11

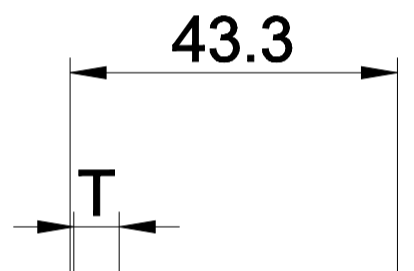
A B C D E F G H I J

REV.	ECN NO.
00	-----



172.4^{+1.0}₀(6.79")

NOTE:
T=1.6mm(0.063")~6mm(0.24")

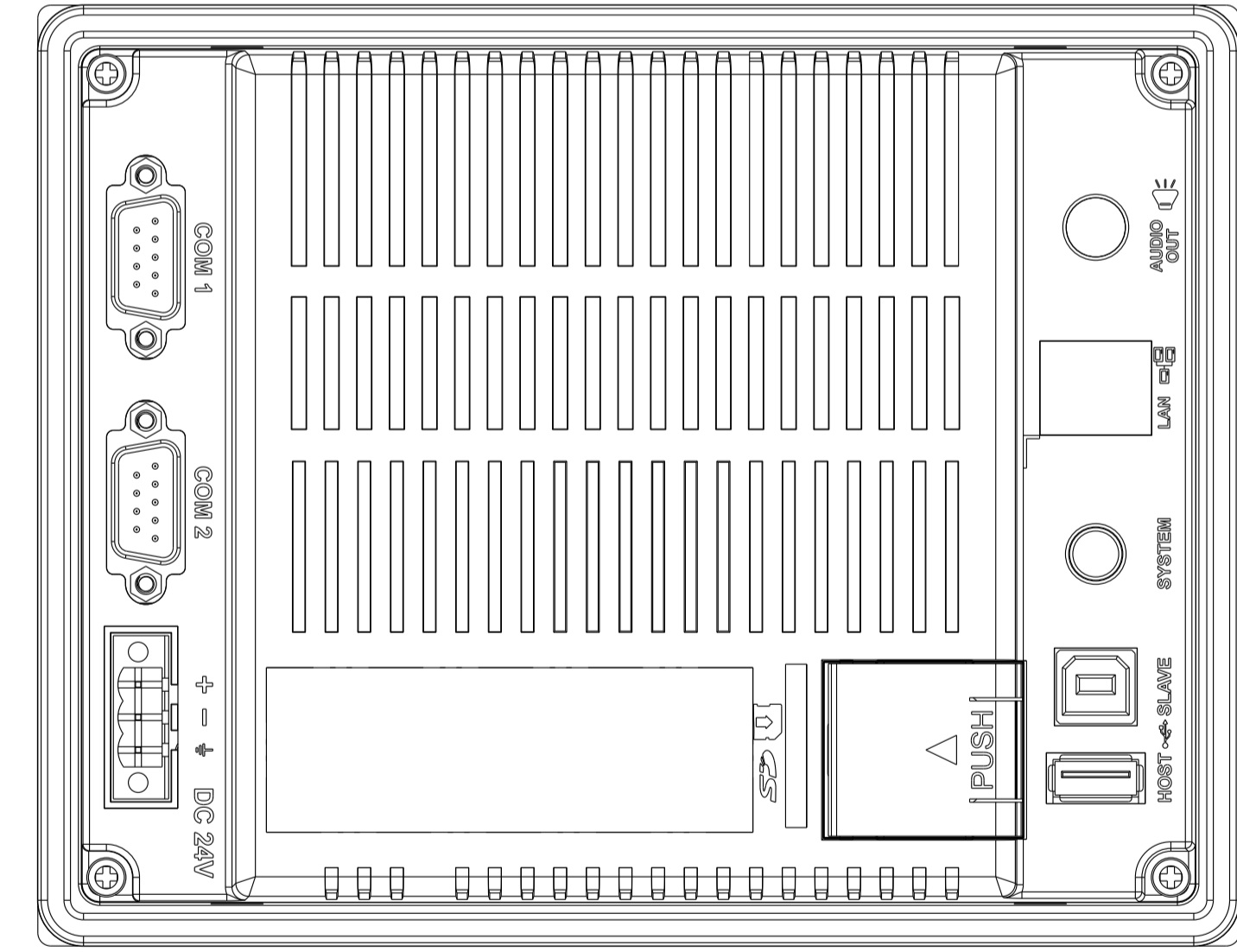
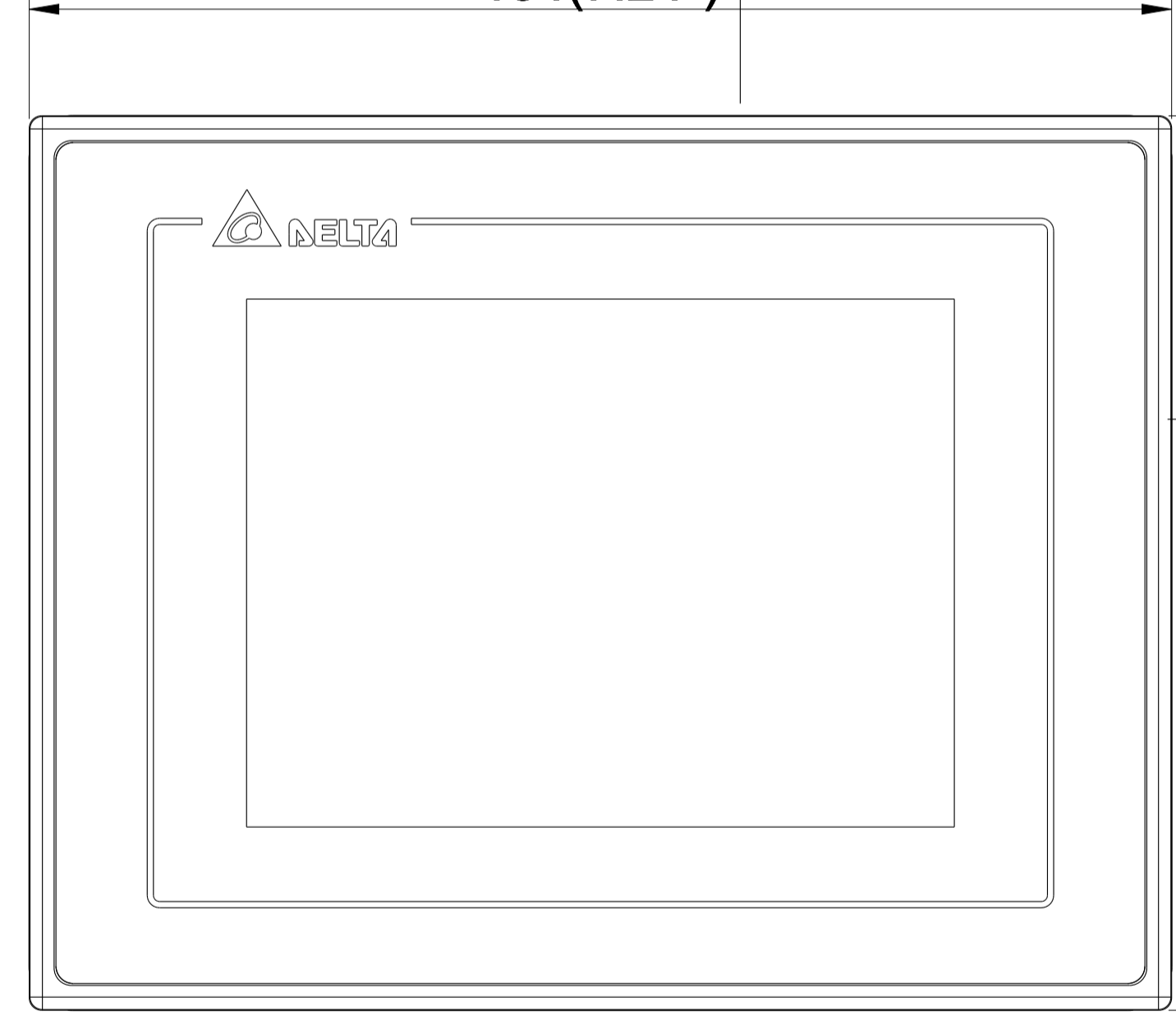


43.3

184(7.24")

132.4^{+1.0}₀(5.21")

144(5.67")



台達電子工業股份有限公司 DELTA ELECTRONICS, INC.		DRAWN: 鄭雅云 APPROVE: 楊信億	DESIGN: 鄭雅云 DATE: 08/16/2018
THESE DRAWINGS AND SPECIFICATIONS ARE THE PROPERTY OF DELTA ELECTRONICS, INC. AND SHALL NOT BE REPRODUCED OR USED AS THE BASIS FOR THE MANUFACTURE OR SELL OF APPARATUS OR DEVICES WITHOUT PERMISSION.		DIMENSIONAL TOLERANCES (V) () () () ANGLES DECIMALS <50 ±0.1 <50 ±0.15 <50 ±0.2 <30° ±0.1° X ±0.3 >50-100 ±0.15 >50-100 ±0.2 >50-100 ±0.25 >30°-60° ±0.3° XX ±0.2 >100-200 ±0.2 >100-200 ±0.25 >100-200 ±0.3 >60°-90° ±0.5° XXX ±0.1 >200~ ±0.25% >200~ ±0.25% >200~ ±0.3%	
DESCRIPTION: CONFIDENTIAL		A1 SIZE THRO ANGLE PROJECTION	PART NO.: REV. 00
USED ON: DOP-105CQ	UNIT: mm	SCALE: 1.000	SHEET 1 OF 1

1 2 3 4 5 6 7 8 9 10 11